

Spectrum of Allies


Easy Read guide 2023



How to use this guide



The Commons librarians wrote this guide.



We wrote this guide in an easy to read way.

We use pictures to explain some ideas.



If you would like this guide in an alternative format please contact us.

Contact details are at the end of this guide.

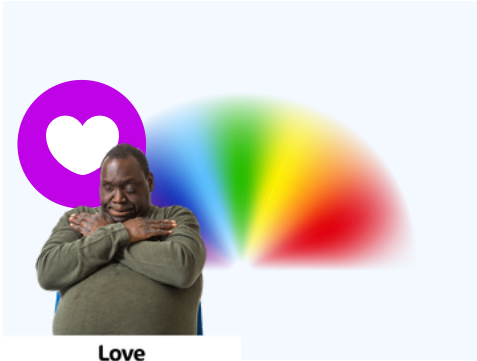


You can ask for help to read this guide. A friend, family member or support person may be able to help you.


What is a Spectrum?




A spectrum is a range of opinions.



On one end of the spectrum is someone with a strong view.



On one end is someone with the opposite view.



For example:

Opinion A loves bananas

Opinion B hates bananas



The people in the middle do not have an opinion.

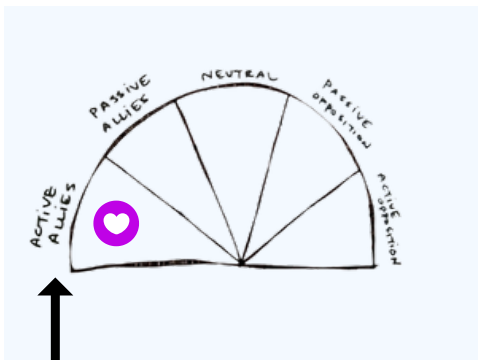
What is a Spectrum of Allies?



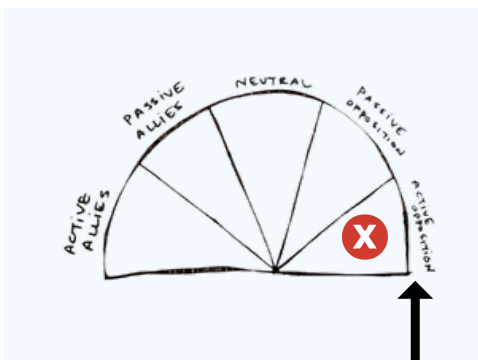
An **ally** is a person who supports your cause.



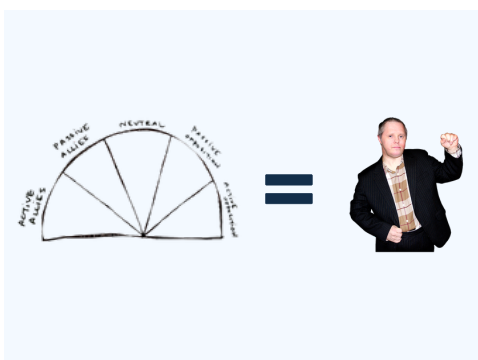
For example a disability ally supports disability rights.



On one end of the spectrum are people who strongly support your cause.



On one end are people who strongly oppose your cause.



A spectrum-of-allies shows which **social groups** may help us.

What are social groups?



A **social group** is a collection of people.



For example a **social group** may include:

1. Students or
 2. Workers.
-




A **social group** should be specific.



For example

1. Students from specialist schools or
 2. Disability Support Workers.
-


How to Make a Spectrum-of-Allies



1. Draw a “half-pie”




2. Divide the half-pie into 5 slices



3. Label each of the 5 slices

You can find the labels on the next page


Spectrum-of-Allies Labels



Active Allies are people who agree with you and are fighting alongside you.



Passive Allies are people who agree with you but are not doing anything about it.



Neutrals are people who are not involved or do not know about the issue.



Passive opposition are people who disagree with you but are not actively trying to stop you.



Active opposition are people actively organising against you.

How to Use a Spectrum-of-Allies



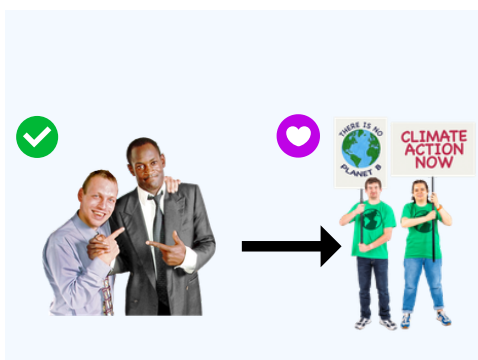
Write your social groups into the correct slice.



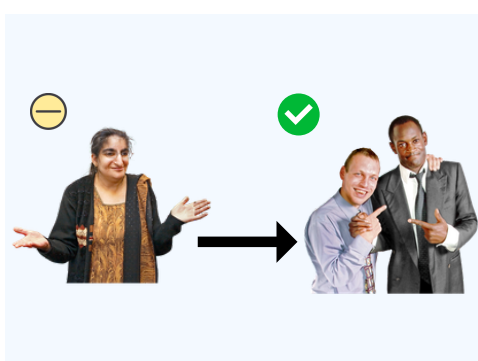
For example, disability support workers would be **active allies** of disability justice.



Disability support workers are **active allies** because they fight for the cause.



The goal is to move **passive allies** into **active allies**.




And to move **neutrals** into **passive allies**.

How to Target Each Group




Active allies

Celebrate your active allies.



Passive allies

Encourage them to be active in their support.




Neutrals

Focus on teaching them about your cause.



Passive Opponents

Show how active opponents arguments are not true or weak.



Active Opponents

Prove their arguments are not true or weak.

Contact us



You can email us.

librarian@commonslibrary.org



You can write to us.

**Commons Library Ltd
Level 21/ 567 Collins Street,
Melbourne, VIC, 3000**



You can visit our website.

www.commonslibrary.org



Fill in the online contact form.

<https://commonslibrary.org/contact/>



You can subscribe to our newsletter by sending an email to:

librarian@commonslibrary.org

More information

This Easy Read guide is based on the article [Spectrum of Allies](#) by [Nadine Bloch](#) in the Commons Library.



Easy read guides

More Commons Library Easy Read guides

commonslibrary.org/tag/easy-read



Acknowledgement of Country

The Commons Library recognises the First Nations people of Australia.



Image Credit

Canva, Photo Symbols, Julian Meehan and Commons Library Ltd.

The images in this Easy Read document may not be reused without permission.