

How to tell your story to make the world better


Easy Read guide
2023



How to use this guide



The Commons librarians wrote this guide.



We wrote this guide in an easy to read way.

We use pictures to explain some ideas.



If you would like this guide in an alternative format please contact us.

Contact details are at the end of this guide.



You can ask for help to read this guide. A friend, family member or support person may be able to help you.

What is a story



A story is a way of telling about things that happen.



Stories have characters like people or animals.



Stories can show different problems.



Stories can help you learn new things.



Stories can help you imagine different worlds.

Telling your story




This guide will help you tell a story

- about you
- people around you
- what you all care about
- what you want to fix



You can work through this guide with a friend.



You need a pen or pencil.

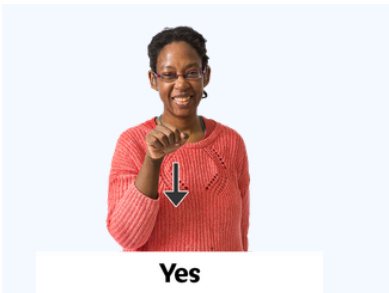


Decide if you are ready to tell your story



Are you ready to tell your story to other people?

.....



That's great if you are.

.....



If you are not ready to tell others that is OK.

.....



You can still put your story together.

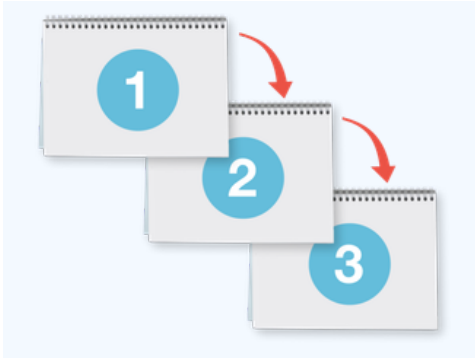
.....



You can decide when you want to share your story.

.....

3 parts



There are 3 parts to your story.

.....



The 1st part is called story of self.

This part is about you.

.....



The 2nd part is called story of us.

This part is about the people around you.

.....



The 3rd part is called story of now.

This part is about what needs to be done now to fix a problem.

.....


1st part - Story of self



Now you will start putting together the 1st part called story of self.



This part is about you and your journey to become who you are today.



Think about

- the experiences you have had
 - the challenges you have faced
-



What are the choices you have made.

1st part - Story of self - Draw



Draw here the journey your life has taken.

Draw in this box. You can also draw on a bigger piece of paper.



1st part - Story of self - Write



Now you have drawn your story look at your picture.



What are the important ideas you are seeing?



Write 3 sentences about the important ideas.

1.

2.

3.

2nd part - Story of us



The 2nd part is the story of us.



This is the story of people around you.



What do you all care about?



Do you share the same experiences?

2nd part - Story of us - Draw



Draw a picture of what the people around you care about.

Draw in this box. You can also draw on a bigger piece of paper.



2nd part - Story of us - Write



Look at your picture.

.....



What do you all care about?

.....



Write 3 sentences about what you all care about.

1.

2.


3.

3rd part - Story of now



The 3rd part is called the story of now.

This is the story of what needs to be done now.



What is a problem you and other people are trying to fix?



Why is this problem important now?



How can everyone help fix the problem?

3rd part - Story of now - Draw



Draw how you could all fix the problem together.

Draw in this box. You can also draw on a bigger piece of paper.



3rd part - Story of now - Write




Write 3 sentences about what you could all do to fix the problem.

1.

2.

3.



Write 3 sentences about why it is important that other people help you fix the problem.

1.

2.

3.

Bringing your story together

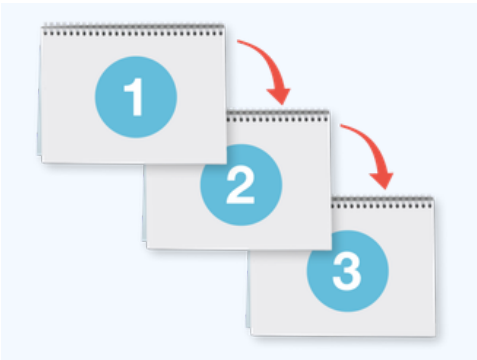


Now you have

- written your story
- the story of people around you
- what needs to be done now.



Now you can put the sentences you have written together.



Put them together in one big story.



Big emotions



You can change your sentences if you need to.



Tell your story to yourself and to a friend.




When you feel it is finished you can tell other people.



When you tell your story you might feel big emotions.

That is OK.

The power of your story



When other people hear your story

- they can understand you better
- it might help them too
- they might be inspired to share their story
- they might help fix the problem

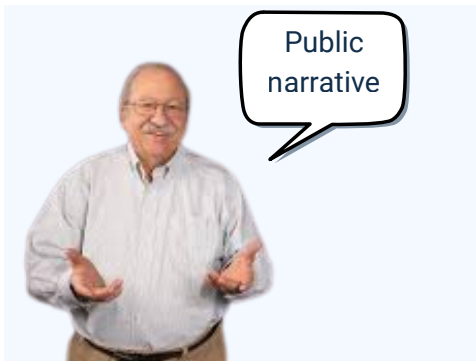
Congratulations



You have just learnt a special way of telling a story.



This was invented by a professor called Marshall Ganz.



Marshall calls it public narrative.



Congratulations on learning this special way of telling a story.

Contact us



You can email us.

librarian@commonslibrary.org



You can write to us.

**Commons Library Ltd
Level 21/ 567 Collins Street,
Melbourne, VIC, 3000**



You can visit our website.

www.commonslibrary.org



Fill in the online contact form.

<https://commonslibrary.org/contact/>



You can subscribe to our newsletter by sending an email to:

librarian@commonslibrary.org

More information

The information in this easy read guide was based on the work of Marshall Ganz and [the story telling toolkit by 350.org](https://www.350.org/).



Easy Read guides

More Commons Library Easy Read guides

commonslibrary.org/tag/easy-read



Acknowledgement of Country

The Commons Library recognises the First Nations people of Australia.



Image Credit

Canva, Photo Symbols, Julian Meehan and Commons Library Ltd.

The images in this Easy Read document may not be reused without permission.