

How to call talkback radio


Easy read guide 2023



How to use this guide



The Commons librarians wrote this guide.



We wrote this guide in an easy to read way.

We use pictures to explain some ideas.



If you would like this guide in an alternative format please contact us.

Contact details are at the end of this guide.



You can ask for help to read this guide. A friend, family member or support person may be able to help you.

What is talk back radio?



Talk back radio shows have listeners call in and share their views.



A view is an idea or a way of thinking about something.

On different days the radio station might ask callers to talk:



- about what is happening in the news



- about a topic the radio show chooses



- about whatever the caller wants to talk about

Why call talk back radio?



Talk back radio is a great way for you to let other people know what you think about a topic.



It can be a way for you to let people know:

- why the topic is important to you
 - how the topic is affecting you
 - how the topic is affecting your community
 - how you think things can be made better
-

How to share your ideas on talk back radio



There are different ways to share your ideas on talk back radio.



You can call up the radio station and ask to speak on air.



You can send a text message that the radio show host can read on air.




You can send a message to social media such as a tweet.

Finding out how to contact the radio station




Listen to the show to find out information like:

- What phone number to call
- What phone number to send a text to
- What topics are being discussed that day




The radio station website is another place to find this information.

Preparing what you want to say



You may only get 30 seconds to speak.



Before you call the radio station think about:

- the main things you want listeners to know



- if you want to ask people to do something like come to an event.
-



Practice what you want to say before you make the call.


Calling the radio station



People listening will need to be able to hear you clearly.



If you have a landline use that.



If you have a mobile phone then make sure you have good reception.




If you have a device then make sure you have good wi-fi.

Talking to the radio producer



When you first call the radio station you will talk to a producer.

A producer is the person who decides if you will get to talk on radio.



The producer:

- will ask you what you plan to say



- might ask to call you back later



- or they might put you on hold until it is your turn to talk on radio.
-



If you are put on hold:

- turn off your radio



- use your phone to listen to the radio show
-

Talking On radio



When you get to talk on radio try to:

- stay calm



- not talk like you are reading the words out loud



- talk in the same way you would if you were telling someone your views in person.



Say the main things you want listeners to know.



If the host tries to change the topic then remind the listeners of what you want them to know.

Contact us



You can email us.

librarian@commonslibrary.org



You can write to us.

**Commons Library Ltd
Level 21/ 567 Collins Street,
Melbourne, VIC, 3000**



You can visit our website.

www.commonslibrary.org



Fill in the online contact form.

<https://commonslibrary.org/contact/>



You can subscribe to our newsletter by sending an email to:

librarian@commonslibrary.org

More information

This easy read guide was based on [How to call talkback radio by the Australian Conservation Foundation.](#)



Easy Read guides

More Commons Library Easy Read guides

commonslibrary.org/tag/easy-read



Acknowledgement of Country

The Commons Library recognises the First Nations people of Australia.



Image Credit

Canva, Photo Symbols, Julian Meehan and Commons Library Ltd.

The images in this Easy Read document may not be reused without permission.